


# Equine Emergency Planner



**LOUISIANA TECH UNIVERSITY**  
*Equestrian Club*

## **Introduction**

The *Equine Emergency Planer* was created at Louisiana Tech University Department of Agricultural Sciences by students enrolled in a class concerning horse welfare during hurricanes. Horse owners have taken on the responsibility of owning and caring for their equine companion(s). It is also their responsibility to plan how to keep their animals safe during emergencies and natural disasters. This planner was created to aid owners in this aspect. With the help of the Louisiana Tech Equestrian Club, the class received various grants to have the information published for public use. This planner includes specific information on evacuating to the North Louisiana region, such as feed stores and veterinarian locations. It should be filled out, and kept in a tack room, office, trailer, vehicle, or other easy to access locations. Volunteers assisting in evacuation, sheltering, and rescue of horses should be able to access and use this information to help in emergencies.

*Failing to plan is planning to fail.*

### **Teams:**

Project Leader/ Editor- Sara Deen

Facilitator- Aleta Overby, Louisiana Tech Assistant Professor

Facilities and Preparedness- Sara Deen

Evacuation- Sara Beth Redding, and Amber Baudoin

Health and Diseases- Sara Deen

Equipment and Supplies- Jennifer Cooper

## **Table of Contents**

<b>Contact Information</b> .....	1
<b>Emergency Numbers</b> .....	3
<b>Map of Facilities</b> .....	4
<b>Equine Profile</b> .....	5
<b>Evacuation Plan</b> .....	6
<b>Horse Descriptions for Evacuation</b> .....	8
<b>Evacuation Plan Locations</b> .....	9
<b>Reunion Locations/ Plan</b> .....	10
<b>Insurance and Preparedness</b> .....	11
<b>Resources</b> .....	12
<b>Tips for Evacuating</b> .....	13
<b>What to Do if Not Evacuating</b> .....	14
<b>Ways to Mark your Horse for Identification in an Emergency</b> .....	15
<b>Horse Tags</b> .....	16
<b>Evacuation Kit</b> .....	17
<b>First Aid Kit</b> .....	18
<b>Important Documents</b> .....	19
<b>Trailer Tips</b> .....	20
<b>Equine Health Check List</b> .....	21
<b>Recommended Vaccinations/ Test</b> .....	22
<b>Risk and Concerns during Disasters</b> .....	23
<b>Sanitation and Disease Control</b> .....	24
<b>Feeding</b> .....	25
<b>Water Purification</b> .....	26

<b><i>Veterinary Offices in North Louisiana</i></b> .....	27
<b><i>Boarding Facilities</i></b> .....	30
<b><i>Feed Stores</i></b> .....	31
<b><i>Resources for this Book and other useful Materials</i></b> .....	33

**Contact Information**

Owner: \_\_\_\_\_  
Address: \_\_\_\_\_  
City, State, Zip: \_\_\_\_\_  
Contact Numbers: \_\_\_\_\_  
\_\_\_\_\_

Owner Not Available contact  
Name: \_\_\_\_\_  
Contact Numbers: \_\_\_\_\_  
\_\_\_\_\_

Barn Manager  
Name: \_\_\_\_\_  
Contact Numbers: \_\_\_\_\_  
\_\_\_\_\_

Veterinarian  
Name: \_\_\_\_\_  
Clinic Name: \_\_\_\_\_  
Address: \_\_\_\_\_  
Contact Numbers: \_\_\_\_\_  
\_\_\_\_\_

Out of Area Veterinarian (30-90 miles away)  
Clinic Name: \_\_\_\_\_  
Address: \_\_\_\_\_  
Contact Numbers: \_\_\_\_\_  
\_\_\_\_\_

Farrier  
Name: \_\_\_\_\_  
Contact Numbers: \_\_\_\_\_

Out of Area Farrier (30-90 miles away)

Name: \_\_\_\_\_

Contact Numbers: \_\_\_\_\_

\_\_\_\_\_

Boarding Facility

Facility Name: \_\_\_\_\_

Address: \_\_\_\_\_

Contact Numbers: \_\_\_\_\_

\_\_\_\_\_

Out of Area Boarding Facility

Facility Name: \_\_\_\_\_

Address: \_\_\_\_\_

Contact Numbers: \_\_\_\_\_

\_\_\_\_\_

## **Emergency Numbers**

Fire: \_\_\_\_\_

Police: \_\_\_\_\_

Animal Control: \_\_\_\_\_

Animal Emergency Team (LSART): (800)524-2996 \_\_\_\_\_

LA State Vet's Office: (225)925-3980 \_\_\_\_\_

National Animal Poison Control: (888)426-4435 \_\_\_\_\_

Parish Office of Emergency Preparedness: \_\_\_\_\_

Gas Company: \_\_\_\_\_

Electric Company: \_\_\_\_\_

Water Company: \_\_\_\_\_

Red Cross chapter: \_\_\_\_\_

Humane Society: \_\_\_\_\_

Other: \_\_\_\_\_

Other: \_\_\_\_\_

## **Map of Facilities**

Use this sheet to draw an outline of your barn and facilities as a map for rescue volunteers. Include the locations of fire extinguishers, water sources, and water/gas/utility shutoffs.

## Equine Profile

\*Horse Name: \_\_\_\_\_ Breed: \_\_\_\_\_

Color/Markings: \_\_\_\_\_

Sex: \_\_\_\_\_ Birth Date: \_\_\_\_\_

\*Owner: \_\_\_\_\_

Address: \_\_\_\_\_

\_\_\_\_\_

Contact Numbers: \_\_\_\_\_

Cell: \_\_\_\_\_

If owner is not available contact: \_\_\_\_\_

Phone: \_\_\_\_\_

\*Veterinarian: \_\_\_\_\_

Phone: \_\_\_\_\_

\*Farrier: \_\_\_\_\_

Phone: \_\_\_\_\_

Diet: \_\_\_\_\_

\_\_\_\_\_

Special Medical needs: \_\_\_\_\_


\_\_\_\_\_

Comments(kicker/cribber): \_\_\_\_\_

\_\_\_\_\_

Include photos on reverse side of right and left side, front, up-close of markings, and one of owner and horse for ID purposes.

## **Evacuation Plan**

 Let neighbors know where you will be and leave a note with where you will be and contact information.

Evacuation location(s):


Contacts at Evacuation site:

Name:
Phone #:
Name:
Phone #:
Name:
Phone #:

Nearest Animal Shelter/Boarding Barns:

Name:
Phone #:
Number of spaces available:
Name:
Phone #:
Number of spaces available:

Name:
-------

Phone #:
----------

Number of spaces available:
-----------------------------

Local Veterinary Offices/Hospitals:

Name:
-------

Phone #:
----------

Name:
-------

Phone #:
----------

Name:
-------

Phone #:
----------

Local Feed and Supply stores:

Name:
-------

Phone #:
----------

Name:
-------

Phone #:
----------

Name:
-------

Phone #:
----------

## Horse Descriptions for Evacuation

*Have each horse's Coggins and registration papers, as well as a picture of the horse with you during evacuation. DO NOT put them on the horse.*

Name:
Microchip number:
Description:
Name:
Microchip number:
Description:
Name:
Microchip number:
Description:
Name:
Microchip number:
Description:
Name:
Microchip number:
Description:

## **Evacuation Plan Locations**

Location(s) horses are being evacuated to:

**Location 1:**

Contact(s) Name/Phone #:

Horses at this location:

**Location 2:**

Contact(s) Name/Phone #:

Horses at this location:

**Location 3:**

Contact(s) Name/Phone #:

Horses at this location:

**Reunion Locations/ Plan**

**Location/Plan 1:**

Contact(s) Name/Number:

**Location/Plan 2:**

Contact(s) Name/Number:

**Location/Plan 3:**

Contact(s) Name/Number:

**Location/Plan 4:**

Contact(s) Name/Number:

## **Insurance and Preparedness**

Insurance can be a blessing after a disaster. It is a good idea to have insurance on your trailer, barn, and even on your horses. Check with your main insurance provider to see if they can cover these other needs. Be sure to check your policy to see if it covers damage caused by natural disasters, such as flooding and wind damage. Also be sure to check what it will cover for your horse, such as if your horse would need surgery.

- ✚ Give a copy of your plan to your parish OEP (Office of Emergency Planning), and the Louisiana Dept. of Agriculture & Forestry
- ✚ Stay informed on Louisiana's plans for animal rescue through the Louisiana State Animal Response Team, [www.LSART.org](http://www.LSART.org)

## **Resources**

Planning ahead of time is the best way to assure your horses safety. Here are resources that you may want to contact to see about trailering and board.

- ⊕ Veterinarians
- ⊕ Universities and colleges with large animal programs
- ⊕ Race tracks
- ⊕ Show grounds/ Equestrian Centers
- ⊕ Stables
- ⊕ Fairgrounds
- ⊕ Livestock Corrals/ Sale barns
- ⊕ Extension Agents

## **Tips for Evacuating**

- ⊕ Install locks on all doors/ gates, and secure facility.
- ⊕ Let neighbors know where you are going and leave contact information.
- ⊕ Determine evacuation routes ahead of time.
- ⊕ Leave as soon as possible to avoid traffic and bad weather (especially if you will be pulling a trailer).
- ⊕ Be sure to take enough food, water, and medications to support your animals for at least 72 hours. Feed stores may not carry your brand of feed, so be sure to check ahead of time and bring enough of your own feed to switch the horse over to the new feed gradually.
- ⊕ Turn off main electric breaker and water.
- ⊕ Plan as if you will not be able to come back for at least three days.

## **What to Do if Not Evacuating**

- ⊕ Do not lock horses in stall or barn. They could be trapped if the building were to flood, have something fall on it, or collapse.
- ⊕ Have enough food and hay for 5-7 days. Store these in sealed containers or plastic bags and place as high off the ground as possible.
- ⊕ Have enough water for 5-7 days. Use large garbage cans to fill with water and cover with lid. Do not rely on automatic waterers.
- ⊕ Have a chain saw, fuel, hammers, saw, nails, screws, and fencing materials to make repairs.
- ⊕ Do not stay in the barn with your horse during the storm.
- ⊕ After the storm, examine your property for fallen objects, sharp objects and other dangerous materials, contaminated water, downed power lines, water and gas leaks, and dangerous wildlife.
- ⊕ Examine horses for injuries and signs of illness.

## **Ways to Mark your Horse for Identification in an Emergency**

- ⊕ Microchip before the emergency and have a copy of the number with you
- ⊕ Luggage tag (with contact information) braided into the mane or tail
- ⊕ Using waterproof paint, such as spray paint or livestock marking crayon, put your number on the horse in big numbers or paint a symbol or brand that has a meaning and is unique to you and your farm/horses
- ⊕ Clipper- shave information in animal's hair
- ⊕ Use a permanent marker to write on hooves
- ⊕ Have a halter for your horse that has a name plate with your name and number on it, or duct tape a tag with your information on it protected by a zip-lock bag
- ⊕ Neck collars
- ⊕ Leg bands
- ⊕ A visible brand
- ⊕ Lip tattoos
- ⊕ Keep a detailed record of your horses physical appearance and personality
- ⊕ If registered with a breed registry, have copies of those records and the DNA information if needed

\*Never attach Coggins or registration papers to your horse! Not everyone is honest, and having papers is a ticket to get out of the state with your horse!

## **Horse Tags**

Tags can be filled out and placed into a luggage tag or zip-lock bag to put on horses for identification purposes.

Name: _____
Owner's Name: _____
Contact Information: _____
_____
Microchip Number: _____
Distinguishing Characteristics: _____
_____
_____
_____

Name: _____
Owner's Name: _____
Contact Information: _____
_____
Microchip Number: _____
Distinguishing Characteristics: _____
_____
_____
_____

Name: _____
Owner's Name: _____
Contact Information: _____
_____
Microchip Number: _____
Distinguishing Characteristics: _____
_____
_____
_____

Name: _____
Owner's Name: _____
Contact Information: _____
_____
Microchip Number: _____
Distinguishing Characteristics: _____
_____
_____
_____

## **Evacuation Kit**

- ⊕ 7-10 day supply of feed and water
- ⊕ Bandannas (to use as blindfolds for horses if needed)
- ⊕ Batteries (flashlight, radio)
- ⊕ Blankets
- ⊕ Copies of veterinary records and proof of ownership
- ⊕ Duct tape
- ⊕ Emergency contact list
- ⊕ First aid kit
- ⊕ Flashlight
- ⊕ Fluorescent spray paint, Livestock Marking Crayon
- ⊕ Fly spray
- ⊕ Grooming brushes
- ⊕ Heavy gloves (leather)
- ⊕ Hoof knife
- ⊕ Hoof nippers
- ⊕ Hoof pick
- ⊕ Hoof rasp
- ⊕ Recorded diet for your animals
- ⊕ Recorded dose and frequency for each medication your horse uses. Provide veterinary and pharmacy contact information for refills
- ⊕ Knife (sharp, all-purpose)
- ⊕ Extra lead ropes
- ⊕ Leg wraps and leg quilts
- ⊕ Maps of local area and alternate evacuation routes (in case of road closures)
- ⊕ Non-nylon halters and leads (leather/cotton)
- ⊕ Paper towels
- ⊕ Plastic trash cans with lids (can be used to store water)
- ⊕ Radio (solar and battery operated)
- ⊕ Rake
- ⊕ Rope or lariat
- ⊕ Shovel
- ⊕ Trash bags
- ⊕ Twitch
- ⊕ Water buckets and feed tubs
- ⊕ Wheel barrow
- ⊕ Wire cutters

## **First Aid Kit**

- ⊕ Adhesive bandages in multiple sizes (bandages)
- ⊕ Adhesive tape
- ⊕ Antibacterial soap
- ⊕ Antibiotic ointment (for wounds)
- ⊕ Antibiotic eye ointment
- ⊕ Antiseptic towelettes
- ⊕ Bandage scissors
- ⊕ Bandage tape
- ⊕ Betadine® (providone-iodine) or Nolvasan® (chlorhexidine, scrub and solution)
- ⊕ Commercial ice packs
- ⊕ Cotton bandage rolls
- ⊕ Cotton-tipped swabs
- ⊕ CPR shield or mask
- ⊕ Duct Tape
- ⊕ Elastic bandage rolls
- ⊕ Emergency blanket
- ⊕ Eye dressing packet
- ⊕ Eye rinse (sterile)
- ⊕ Gauze compress
- ⊕ Isopropyl alcohol/alcohol prep pads
- ⊕ Latex gloves or non-allergenic gloves
- ⊕ Leg wraps
- ⊕ Medications (minimum 2 week supply, with clearly labeled instructions)
- ⊕ Non-adherent bandage pads
- ⊕ PVC Splints
- ⊕ Saline solution (for rinsing wounds)
- ⊕ Scissors/ knife
- ⊕ Sterile gauze pads 2 inch and 4 inch
- ⊕ Sterile lubricant (water-based)
- ⊕ Sterile surgical pads for pressure dressings
- ⊕ Stethoscope
- ⊕ Syringes and needles
- ⊕ Thermometer with tail clip
- ⊕ Tourniquet
- ⊕ Towel and washcloth
- ⊕ Triangular bandages
- ⊕ Tweezers
- ⊕ Vet wrap

## **Important Documents**

***(Keep these documents in a waterproof and portable container)***

- ⊕ Animal registration papers, proof of ownership (include photo of pet which should include unique characteristics of animal), microchip information, etc.
- ⊕ Animal medical history, vaccination records, and Coggins test
- ⊕ Pictures of you and your horse for identification verification purposes
- ⊕ Signed permission for emergency treatment with maximum amount willing to pay without contact
- ⊕ Insurance Policies (For horse, vehicles, and trailer)
- ⊕ Wills
- ⊕ Contracts
- ⊕ Deeds
- ⊕ Social Security card
- ⊕ Immunization records
- ⊕ Bank account numbers
- ⊕ Credit card numbers and companies
- ⊕ Inventory of valuable barn and household goods

## **Trailing Tips**

- ⊕ Start ***ahead of time*** practicing trailing with your horse.
- ⊕ Don't shove or force your horse into the trailer.
- ⊕ Be patient, even in an evacuation situation.
- ⊕ Don't let your horse back out of the situation, if he backs up have him back up twice as far. He will soon understand that it would be easier for him to go forward.
- ⊕ Load the horses that are known to load well first, it comforts the other horses to know that the trailer will not eat them.
- ⊕ Inspect your trailer for wear and tear before an emergency comes up, and have current insurance and registration.
- ⊕ If possible wrap your horses' legs or use boots to prevent injury.
- ⊕ Provide hay for the horse to munch on inside the trailer if going long distances.
- ⊕ Plan rest stops momentarily for the horses to drink and rest from traveling, especially when traveling long distances.

## **Equine Health Check List**

- Good body condition score
- Alert, inquisitive, and attentive
- Is not isolated if in herd situation
- Good hair coat- shiny, bright, not dull, if winter coat-cushy
- Good eyes-bright, fully opened, clear, free of discharge
- Hydration- pinch skin fold on neck or chest, should have ½-1 second snap back time
- Good manure/urine- firm manure, straw colored urine
- Mucous membranes- gums/lips, healthy pink (no pale, white, yellow, or purple)
- Capillary refill- press thumb against gums, color should return in 1-2 seconds
- Heart rate- 32-48 beats/minute (excitement, heat, and stress can affect rate)
- Respiratory rate- 8-16 breaths/minute, check at flanks. No nasal discharge or cough.  
(exercise, temperature, humidity, fever, and stress can affect)
- Temperature-99.5°-101.5°F, if over 102.5°F, call your vet! (high environmental temperatures, exercise, and dehydration can affect body temperature)
- Check body overall- cuts, scratches, abscesses, ect.

## **Recommended Vaccinations/ Test**

- ⊕ Coggins Test- required by law
- ⊕ Tetanus
- ⊕ Rhinopneumonitis
- ⊕ West Nile Virus
- ⊕ Eastern and Western Equine Encephalomyelitis
- ⊕ Influenza
- ⊕ Rabies
- ⊕ Potomac Horse Fever
- ⊕ Strangles
- ⊕ Also remember to deworm your horse
- ⊕ Speak with your veterinarian ahead of time about vaccinating your horse  
and for deworming recommendations

## **Risk and Concerns during Disasters**

\*Animal behavior may change drastically during emergency situations due to stress. Usually friendly and calm animals may become difficult to handle. Monitor animals in safe and secure enclosures to watch for signs of distress and changes in behavior.

- ⊕ Changes in diet cause horses to be prone to colic, laminitis, and other diseases. Follow each horse's feeding instructions closely and if a change must be made, do it gradually.
- ⊕ Isolate sick and new horses to prevent the spreading of diseases and follow other sanitary/biosecurity recommendations.
- ⊕ Do not leave horses where they may become trapped, such as in a stall.
- ⊕ Keep horses on high ground and be aware that if flooding occurs, they may not be able to see fences and may be caught in them.
- ⊕ Keep horses out of flood water if possible and rinse them thoroughly to prevent skin infections from harmful substances that may be in the water.
- ⊕ Give horses clean water to drink. Flood water may contain dangerous substances, such as chemicals, and pesticides.
- ⊕ Remove dangerous debris and obstacles from pastures.
- ⊕ Keep humans and animals out of barns that have been flooded, as they may be unstable, until it is declared structurally safe.

## **Sanitation and Disease Control**

- ⊕ Keep facilities clean
- ⊕ Give fresh feed and water daily
- ⊕ Wash feed and water buckets weekly
- ⊕ Disinfect stalls regularly, especially when a horse leaves or is sick
- ⊕ Isolate new arrivals and sick horses
- ⊕ Observe all horses for signs of illness
- ⊕ Clean bits, grooming equipment, tack, etc. (especially if it is shared between horses; as this can spread disease easily)
- ⊕ Keep in mind that standing water, especially a lot of water after a flood, can lead to outbreaks in diseases. Mosquitoes and other biting flies (that already reproduce well in the Louisiana climate) thrive in the warm, damp weather that often accompanies hurricanes. These insects can transmit diseases such as West Nile, Eastern and Western Equine Encephalomyelitis, and Equine Infectious Anemia. So, be sure that your animals are up to date on their vaccinations.

## Feeding

Horses should be fed as individuals based on their size, condition, and exercise. Try to keep horses' feeds and feeding times as regular and normal as possible during an emergency. Recognize when you are running low on feed so that you can get more quickly, and if you are forced to switch feeds, mix in gradually with normal feed and make the transition slowly. Be sure to monitor how much a horse is or isn't eating in emergencies as this can be a stressful time for them. Be sure to have your horses' diets written for rescue volunteers.

Generally, a horse should be fed about 2% of its total body weight, with approximately 75% of this being fed in roughage, grass, and hay. The other 25% can be feed in concentrates (feeds and grains) if needed for body condition. Half of the concentrates should be fed in the morning and the other half in the evening with a five lb. max at one feeding. For example, a 1,000 lb. horse should get 7.5 lbs. of hay (about 1/5 of a rectangular bale) and 2.5 lbs. of grain at each feeding. The chart below can assist when figuring out feeding rations for unknown horses.

	Adult Weight (lb.)	Newborn Weight (lb.)	Approx. Height (Hands)
Giant Breeds	1,500- 2,000	150-200	>17
Full Size	750-1,200	75-100	15-17
Pony	500-750	50-75	<15
Miniature	200-400	20-40	<40 inches

## **Water Purification**

Horses drink a lot of water and your supply may run out. Here are a few ways to purify water for drinking.

- ⊕ Boil water for one minute and let cool before using.
- ⊕ Add 8 drops (1/4 teaspoon) of household bleach per gallon of clear water, or 16 drops (1/2 teaspoon) per gallon of cloudy water. Mix and let stand for 30 minutes.
- ⊕ Use water purification tablets following the package instructions.

## **Veterinary Offices in North Louisiana**

<http://www.lvma.org/findavetresult.php>

### **JACKSON PARISH**

Animal Care Clinic	318-395-2273	2378 Walker Road	Jonesboro, LA	71251
Jonesboro Veterinary Clinic	318-259-4233	1641 S. Hudson Ave	Jonesboro, LA	71251

### **LINCON PARISH**

Ruston Animal Clinic, Inc.	318-255-6927	5605 Hwy. 167 North	Ruston, LA	71270
Animal Emergency Clinic	318-254-0769	344 Cheval Drive	Ruston, LA	71270
Animal Care Center Choudrant	318-768-3838	3958 Elm Street	Choudrant, LA	71227
New Creation Veterinary Clinic	318-255-3303	P.O. Box 22	Ruston, LA	71270
Sexton Animal Health Center	318-251-8283	1628 E. Kentucky Ave	Ruston, LA	71270
Petstar Animal Care, Inc.	318-255-7081	2005 Farmerville Hwy	Ruston, LA	71270

### **QUACHITA PARISH**

Animal Hospital	318-322-8233	650 Commercial Pkwy	West Monroe, LA	71291
Animal Emergency Clinic	318-410-0555	102 Downing Pines	West Monroe, LA	71292
Cooper Veterinary Hospital	318-368-7362	5234 Cypress Street	West Monroe, LA	71291
Lindsay Veterinary Clinic	318-397-1042	115 Crestwood Drive	West Monroe, LA	71291
Lefebvre Veterinary Medical	318-361-9395	2412 Duval Drive	Monroe, LA	71201
Rundell Veterinary Hospital	318-343-8486	104 Kansas Street	Monroe, LA	71203
Thomas & Young Veterinary	318-325-6050	2531 Ferrand Street	Monroe, LA	71201
North Monroe Animal Hospital	318-345-4545	4300 Sterlington Road	Monroe, LA	71203
Lakeshore Veterinary Hospital	318-343-5679	98 Lincoln Road	Monroe, LA	71203

### **BOSSIER PARISH**

N LA Veterinary Center	318-747-5660	1808 Jimmie Davis	Bossier City, LA	71112
Back-Stretch Surgery & Med.	318-549-1041	2409 Bristol Court,	Bossier City, LA	71111
Haughton Animal Hospital	318-949-2492	5694 US Hwy 80,	Princeton, LA	71067
Equine Medicine & Surgery	318-746-7899	7991 E. TX St,	Bossier City, LA	71111
Airline Animal Health Center	318-746-6465	2633 Viking Drive,	Bossier City, LA	71112
Jimmie Davis Hwy. Animal Hosp	318-742-5353	1801 Jimmie Davis Hwy,	Bossier City, LA	71112
Benton Road Animal Health	318-746-7773	1636 Benton Road,	Bossier City, LA	71111
Benton Animal Hospital	318-965-2371	P.O. Box 760,	Benton, LA	71006
North Airline Animal Hospital	318-747-1099	5495 Airline,	Bossier City, LA	71111
Bellevue Road Animal Hospital	318-949-3801	1055 Bellevue Road,	Haughton, LA	71037
Airline Animal Hospital	318-747-9150	2801 Northside Dr,	Bossier City, LA	71111
Riverside Animal Hospital	318-742-1521	1000 Westgate Drive,	Bossier City, LA	71112
Equine Associates	318-985-5329	P.O. Box 838,	Benton, LA	71006
Bossier Animal Hospital	318-746-7821	3308 Industrial Drive,	Bossier City, LA	71112
Redbud Equine Clinic	318-326-5576	P.O. Box 28,	Benton, LA	71006

### **CADDO PARISH**

Ellerbe Road Animal Hospital	318-865-5001	9115 Ellerbe Road	Shreveport, LA	71106
Brookings Animal Hospital	318-425-4860	4919 North Market	Shreveport, LA	71107

Dog & Cat Clinic	318-861-3556	220 E. Kings Highway	Shreveport, LA	71104
The Cat Doctor	318-869-2280	2900 Youree Drive	Shreveport, LA	71104
Caddo Parish Animal Service	318-226-6624	1500 Monty Street	Shreveport, LA	71107
Caddo Animal Clinic	318-636-1534	3210 Hearne Avenue	Shreveport, LA	71103
Frederick Animal Hospital	318-795-4002	8714 Youree Drive	Shreveport, LA	71115
South Park Animal Hospital	318-686-8290	2841 Meriwether	Shreveport, LA	71108
N. Shreveport Animal Hospital	318-424-8313	850 Havens Road	Shreveport, LA	71107
Ellerbe Road Animal Hospital	318-865-5001	9115 Ellerbe Road	Shreveport, LA	71106
Animal Emergency Clinic	318-227-2345	2421 Line Avenue	Shreveport, LA	71104
University Veterinary Hospital	318-797-5522	7700 E. Kings Highway	Shreveport, LA	71115
Southside Animal Hospital	318-797-7902	9261 Youree Drive	Shreveport, LA	71115
Towne South Animal Hospital	318-797-8489	2403 East 70th Street	Shreveport LA	71105
Vivian Animal Hospital	318-375-5555	14445 LA Hwy 1	Vivian, LA	71082
S. Shreveport Animal Hospital	318-798-2400	3100 Fairfield Ave	Shreveport, LA	71104
Southern Hills	318-686-5945	641 Bert Kouns	Shreveport, LA	71118
Chimp Haven, Inc.	318-925-9575	13600 Chimpanzee Pl.	Keithville, LA	71047
S. Shreveport Animal Hospital	318-469-3673	2809 Doles Place	Shreveport, LA	71104
Ratcliff Animal Hospital	318-683-0036	3152 Bert Kouns	Shreveport, LA	71118
Summer Grove Animal Hospital	318-686-1320	9355 Mansfield Road	Shreveport, LA	71118
Animal Health Center	318-636-7311	6124 Hearne Avenue	Shreveport, LA	71108
Shreveport Vet Internal Med	318-218-5161	P.O. Box 5625	Shreveport, LA	71135
Animal Clinic East 70th	318-797-3261	2999 E. 70th Street	Shreveport, LA	71105

#### FRANKLIN PARISH

Sullivan Veterinary Clinic	318-435-4858	P.O. Box 789	Winnsboro, LA	71295
Gowan & Talley Animal Clinic	318-435-7774	4279 W. Front Street	Winnsboro, LA	71295

#### UNION PARISH

Odom Veterinary Hospital, LLC	318-368-6060	160 N. Spillway Road	Farmerville, LA	71241
-------------------------------	--------------	----------------------	-----------------	-------

#### MOREHOUSE PARISH

Melton Veterinary Hospital	318-283-0656	1806 McCreight	Bastrop, LA	71220
Mer Rouge Road Vet Hospital	318-281-1774	6129 Mer Rouge Road	Bastrop, LA	71220

#### EAST CARROLL PARISH

Delta Animal Hospital	318-559-9038	1820 Lake Street	Lake Providence, LA	71254
-----------------------	--------------	------------------	---------------------	-------

#### WEBSTER PARISH

Buffington Vet Hospital	318-377-1430	9501 Industrial Drive	Minden, LA	71055
Cameron Vet Hospital	318-377-3121	1028 Homer Road	Minden, LA	71055
Rocking Rooster Vet Services	318-382-1400	457 Highway 531	Minden, LA	71055
McMahen Veterinary Hospital	318-539-5114	1013 Reynolds Street	Springhill, LA	71075
The Animal Medical Clinic	985-732-7460	14399 Hwy. 21 South	Bogalusa, LA	70427
Stewart Animal Hospital	318-994-2474	26532 Highway 371	Sarepta, LA	71071

#### CLAIBORNE PARISH

Claiborne Animal Clinic	318-927-9323	3500 Hwy. 79	Homer, LA	71040
-------------------------	--------------	--------------	-----------	-------

RED RIVER PARISH

Red River Veterinary Center    318-932-1000    Rt. 4, Box 174    Coushatta, LA    71019

DE SOTO PARISH

Pine Ridge Veterinary Center    318-925-8825    939 Hwy. 171    Stonewall, LA    71078

DeSoto Vet Hospital    318-858-3328    PO Box 173    Grand Cane, LA    71032

WINN PARISH

Winnfield Animal Clinic    318-628-3423    5744 Hwy. 167 N    Winnfield, LA    71483

## **Boarding Facilities**

### **Ruston Area**

#### **Covenant Farm**

7196 Hwy. 822,  
Dubach, LA 71235  
318-243-1609  
www.covenantsporthorses.com

#### **Shenandoah Stables**

266 VZ Top Rd  
Dubach, LA 71235  
318-251-2195  
<http://shenandoahstablesllc.com/index.php>

#### **Burgess Stables**

Stable Rd  
Ruston, LA 71270  
318-243-4273  
www.justpiaffenjump.com

### **Monroe/West Monroe Area**

#### **Dixieland Performance Horses**

8435 Spyker Rd.  
Bastrop, Louisiana 71220  
Barn # 318-556-2217  
<http://home.earthlink.net/~dixland/>

### **Shreveport/Bossier Area**

#### **Holly Hill Farm**

1296 Old Plain Dealing Road  
Benton, Louisiana 71006  
Phone: (318) 965-9480  
www.hollyhillfarm.net

#### **Redd Horse Stables**

815 Wemple Rd  
Bossier City, LA 71111  
318-742-1387

## **Feed Stores**

### **West Monroe Area**

Home & Ranch Hardware	5459 Cypress St, West Monroe, LA	(318) 396-0423
S & J Farm & Feed	1508 Thomas Rd. West Monroe	(318) 388-5858
Tractor Supply	201 Mane St, West Monroe, LA	(318) 329-1123
West Feed Mill & Farm Supply	819 Thomas Rd. West Monroe, LA	(318) 387-5712
Pine Hill Feed	1510 Highway 80 E, Calhoun, LA	(318) 644-5242

### **Monroe Area**

Royal Feed & Seed	812 DeSiard St. Monroe, LA	(318) 323-5114
Lakeshore Ace Value Hardware	8015 Desiard St, Monroe, LA	(318) 343-6670
Farm Supply Center	513 S 14th St, Monroe, LA	(318) 647-3681
Jena Farm & Feed Supply	221 S 2nd St, Monroe, LA	(318)922-2505
Holly Ridge Rice & Grain Co	2238 Highway 80, Rayville, LA	(318) 728-5955
Duke's Sentry Hardware & Feed	7184 Highway 165, Columbia, LA	(318) 649-2684

### **Ruston Area**

O'Neal's Farm & Garden	103 S Bonner St, Ruston, LA	(318) 255-5494
Tommys Feed Store and More	1821 Industrial Dr, Ruston, LA	(318) 255-4095
Aswell Fertilizer & Feed Store	104 Bagwell St, Choudrant, LA	(318) 768-2808
Caskey's Feed & Seed	2526 James St, Arcadia, LA	(318) 263-8209
ConAgra Poultry Feed Mill	7920 Highway 80, Arcadia, LA	(318) 263-3952
Shows & Smith LLC	322 Mike Rd, Lillie, LA	(318) 986-4545
Cone's Farm & Garden Mart Inc	221 E Union St, Minden, LA	(318) 377-6235
D & D Farm Supply	101 Main St, Minden, LA	(318) 371-6999
Town & Country General Store	401 E Main St, Winnfield, LA	(318) 628-6946

### **Shreveport Area**

A & B Feed Store	7656 Dixie Blanchard Rd, Shreveport, LA	(318) 929-3669
Feed Sales & Services	3805 Jewella Ave, Shreveport, LA	(318) 635-1898
Land O'Lakes Purina Feed	9595 Mansfield Rd, Shreveport, LA	(318) 683-1680
Paul's Farm & Garden Supply	1302 N Market St, Shreveport, LA	(318) 425-2222

### **Bossier Area**

Serios' Feed & Seed Inc	5109 E Texas St, Bossier City, LA	(318) 746-8559
Culpepper's	1898 Sligo Rd, Bossier City, LA	(318) 741-3333

### **Other Cities in North Louisiana**

Clark's Feed & Seed Inc	6594 Highway 3, Benton, LA	(318) 965-2906
Haughton Farm & Garden	102 N Myrtle St, Haughton, LA	(318) 949-9243
Farmers Supply Cooperative	5114 Keithville Springridge Rd, Keithville, LA	(318) 925-6647
Greenwood Feed & Hardware	9429 Greenwood Rd, Greenwood, LA	(318) 938-8000


Guillot's Feed & Farm Supply	21340 Highway 371, Cotton Valley, LA	(318) 832-4455
Cone's Farm & Garden Mart Inc	221 E Union St, Minden, LA	(318) 377-6235
D & D Farm Supply	101 Main St, Minden, LA	(318) 371-6999
Kermit Taylor's Feed & Farm	1025 Percy Burns Rd, Springhill, LA	(318) 539-5818
Circle H Feed & Farm Supplies	26526 Highway 371, Sarepta, LA	(318) 994-3007
Monk's Feed & Supply	167 Rural Rd, Sarepta, LA	(318) 847-4086
Vivian Feed & Seed	123 E Arkansas Ave, Vivian, LA	(318) 375-3000
De Soto Warehouse	2379 Highway 171, Stonewall, LA	(318) 925-0303
Charlie's Feed & Fertilizer	124 Roberts Rd, Keatchie, LA	(318) 933-5741
Anderson Bros' Inc	1116 Polk St, Mansfield, LA	(318) 872-3836
Feed & Seed	201 Polk St, Mansfield, LA	(318) 872-6397

## Resources for this Book and other useful Materials

- ⊕ *Emergency Planning Workbook* by EquineU.com
- ⊕ *Louisiana Equine Emergency Planner* by LSART
- ⊕ *Saving the Whole Family*, Disaster Preparedness Series by the American Veterinary Medical Association
- ⊕ *Emergency & Disaster Preparedness Guidelines* by the American Association of Equine Practitioners
- ⊕ Louisiana State Animal Response Team- [www.LSART.org](http://www.LSART.org)
- ⊕ Technical Large Animal Emergency Rescue- [www.tlaer.org](http://www.tlaer.org)
- ⊕ [www.virginiasart.org](http://www.virginiasart.org)
- ⊕ [www.ncsart.org](http://www.ncsart.org)
- ⊕ [www.alsart.org](http://www.alsart.org)
- ⊕ [www.txsart.org](http://www.txsart.org)
- ⊕ [www.flsart.org](http://www.flsart.org)
- ⊕ Equestrian Motor Plan- [www.usrider.org](http://www.usrider.org)
- ⊕ Cover artwork provided by Crowder Concepts
- ⊕ A special thank you to the following grants which made this publication possible- *Association of Women Students, Louisiana Tech Student Government Association, and Louisiana Tech University*
- ⊕ This material is based upon work supported by the Corporation for National and Community Service under Learn and Serve America Grant No. 06LHHKY001. Opinions or points of view expressed in this document are those of the authors and do not necessarily reflect the official position of the Corporation or the Learn and Serve America Program.



®



Louisiana | **Campus Compact**

