


Summary Institution-Level Pass Rate Data: *Alternative Teacher Preparation Program Within IHE*


			HEOA - Title II 2018 - 2019 Academic Year			
Institution Name			LOUISIANA TECH UNIVERSITY			
Institution Code			6372			
State			Louisiana			
			<i>April 6, 2020</i>			
			Statewide			
Group	Number Taking Assessment¹	Number Passing Assessment²	Institutional Pass Rate	Number Taking Assessment¹	Number Passing Assessment²	Statewide Pass Rate
All program completers, 2018-19	40	40	100%	466	453	97%
All program completers, 2017-18	56	54	96%	508	494	97%
All program completers, 2016-17	44	43	98%	517	508	98%

Note: In cases where there are less than ten students taking the assessment or license/certificate, the number passing and pass rate are not reported.

¹ Number of completers taking one or more assessments within their area of specialization.

² Summary level "Number Taking Assessment" may differ from assessment level "Number Taking Assessment" because each student is counted once at the summary level but may be counted in multiple assessments at the assessment level.


Single Assessment Institution-Level Pass Rate Data: Alternative Teacher Preparation Program Within IHE

	HEOA - Title II 2018 - 2019 Academic Year
	Institution Name LOUISIANA TECH UNIVERSITY
	Institution Code 6372
	State Louisiana

April 6, 2020

Assessment Information ¹	Group	Number Taking Assessment	Number Passing Assessment	Institutional Pass Rate	Institutional Average Scaled Score	Assessment Cut Score ²	Statewide			
							Number Taking Assessment	Number Passing Assessment	Statewide Pass Rate	Statewide Average Scaled Score
AGRICULTURE (5701) Test Company: ETS Score Range: 100-200	All enrolled students who have completed all nonclinical courses, 2018-19									
	Other enrolled students, 2018-19									
	All program completers, 2018-19	1				147	1			
	All program completers, 2017-18						1			
	All program completers, 2016-17						1			
ART CONTENT KNOWLEDGE (5134) Test Company: ETS Score Range: 100-200	All enrolled students who have completed all nonclinical courses, 2018-19						2			
	Other enrolled students, 2018-19						6			
	All program completers, 2018-19						1			
	All program completers, 2017-18						5			
	All program completers, 2016-17						4			
BIOLOGY CONTENT KNOWLEDGE (0235) Test Company: ETS Score Range: 100-200	All enrolled students who have completed all nonclinical courses, 2018-19						6			
	Other enrolled students, 2018-19	3				150	41	41	100%	163
	All program completers, 2018-19	4				150	28	28	100%	167
	All program completers, 2017-18	2				150	29	29	100%	161
	All program completers, 2016-17	7				150	30	30	100%	163
BUSINESS ED CONTENT KNOWLEDGE (5101) Test Company: ETS Score Range: 100-200	All enrolled students who have completed all nonclinical courses, 2018-19									
	Other enrolled students, 2018-19	2				154	24	24	100%	168
	All program completers, 2018-19	4				154	10	10	100%	172
	All program completers, 2017-18	2				154	6			
	All program completers, 2016-17	2				154	8			


Single Assessment Institution-Level Pass Rate Data: *Alternative Teacher Preparation Program Within IHE*

	HEOA - Title II 2018 - 2019 Academic Year	
	Institution Name	LOUISIANA TECH UNIVERSITY
	Institution Code	6372
	State	Louisiana

April 6, 2020

Assessment Information ¹	Group	Number Taking Assessment	Number Passing Assessment	Institutional Pass Rate	Institutional Average Scaled Score	Assessment Cut Score ²	Statewide			
							Number Taking Assessment	Number Passing Assessment	Statewide Pass Rate	Statewide Average Scaled Score
CHEMISTRY CONTENT KNOWLEDGE (0245) Test Company: ETS Score Range: 100-200	All enrolled students who have completed all nonclinical courses, 2018-19						1			
	Other enrolled students, 2018-19						6			
	All program completers, 2018-19	1				151	4			
	All program completers, 2017-18						4			
	All program completers, 2016-17						1			
CORE ACADEMIC SKILLS FOR ED: MATH (5732) Test Company: ETS Score Range: 100-200	All enrolled students who have completed all nonclinical courses, 2018-19						16	16	100%	168
	Other enrolled students, 2018-19	9				150	193	179	93%	162
	All program completers, 2018-19	8				150	126	120	95%	164
	All program completers, 2017-18	12	10	83%	157	150	120	110	92%	161
	All program completers, 2016-17	5				150	61	59	97%	161
CORE ACADEMIC SKILLS FOR ED: READING (5712) Test Company: ETS Score Range: 100-200	All enrolled students who have completed all nonclinical courses, 2018-19						16	16	100%	187
	Other enrolled students, 2018-19	9				156	195	194	99%	180
	All program completers, 2018-19	9				156	132	132	100%	181
	All program completers, 2017-18	12	12	100%	178	156	126	126	100%	182
	All program completers, 2016-17	6				156	65	65	100%	179
CORE ACADEMIC SKILLS FOR ED: WRITING (5722) Test Company: ETS Score Range: 100-200	All enrolled students who have completed all nonclinical courses, 2018-19						16	16	100%	174
	Other enrolled students, 2018-19	9				162	201	194	97%	168
	All program completers, 2018-19	8				162	135	132	98%	169
	All program completers, 2017-18	13	13	100%	168	162	132	128	97%	169
	All program completers, 2016-17	5				162	67	66	99%	170


Single Assessment Institution-Level Pass Rate Data: Alternative Teacher Preparation Program Within IHE

	HEOA - Title II 2018 - 2019 Academic Year
	Institution Name LOUISIANA TECH UNIVERSITY
	Institution Code 6372
	State Louisiana

April 6, 2020

Assessment Information ¹	Group	Number Taking Assessment	Number Passing Assessment	Institutional Pass Rate	Institutional Average Scaled Score	Assessment Cut Score ²	Statewide			
							Number Taking Assessment	Number Passing Assessment	Statewide Pass Rate	Statewide Average Scaled Score
ED OF DEAF AND HARD OF HEARING (5272) Test Company: ETS Score Range: 100-200	All enrolled students who have completed all nonclinical courses, 2018-19									
	Other enrolled students, 2018-19									
	All program completers, 2018-19									
	All program completers, 2017-18									
	All program completers, 2016-17						2			
ELEM ED CONTENT KNOWLEDGE (DISCONTINUED) (5014) Test Company: ETS Score Range: 100-200	All enrolled students who have completed all nonclinical courses, 2018-19						1			
	Other enrolled students, 2018-19						35	35	100%	163
	All program completers, 2018-19	4				150	46	46	100%	166
	All program completers, 2017-18	10	10	100%	164	150	105	105	100%	166
	All program completers, 2016-17	15	15	100%	168	150	192	192	100%	166
ELEM ED CONTENT KNOWLEDGE (5018) Test Company: ETS Score Range: 100-200	All enrolled students who have completed all nonclinical courses, 2018-19						12	12	100%	173
	Other enrolled students, 2018-19	1				163	49	49	100%	172
	All program completers, 2018-19						79	79	100%	173
	All program completers, 2017-18	19	19	100%	175	163	101	101	100%	174
	All program completers, 2016-17						30	30	100%	177
ELEM ED MULTI SUBJ MATHEMATICS (5003) Test Company: ETS Score Range: 100-200	All enrolled students who have completed all nonclinical courses, 2018-19						14	14	100%	180
	Other enrolled students, 2018-19	13	13	100%	177	157	181	181	100%	176
	All program completers, 2018-19	11	11	100%	176	157	84	84	100%	178
	All program completers, 2017-18	2				157	22	22	100%	173
	All program completers, 2016-17						17	17	100%	178


Single Assessment Institution-Level Pass Rate Data: Alternative Teacher Preparation Program Within IHE

	HEOA - Title II 2018 - 2019 Academic Year
	Institution Name LOUISIANA TECH UNIVERSITY
	Institution Code 6372
	State Louisiana

April 6, 2020

Assessment Information ¹	Group	Number Taking Assessment	Number Passing Assessment	Institutional Pass Rate	Institutional Average Scaled Score	Assessment Cut Score ²	Statewide			
							Number Taking Assessment	Number Passing Assessment	Statewide Pass Rate	Statewide Average Scaled Score
ELEM ED MULTI SUBJ READING LANG ARTS (5002) Test Company: ETS Score Range: 100-200	All enrolled students who have completed all nonclinical courses, 2018-19						14	14	100%	175
	Other enrolled students, 2018-19	13	13	100%	170	157	181	181	100%	171
	All program completers, 2018-19	11	11	100%	170	157	84	84	100%	173
	All program completers, 2017-18	2				157	23	23	100%	174
	All program completers, 2016-17						17	17	100%	176
ELEM ED MULTI SUBJ SCIENCES (5005) Test Company: ETS Score Range: 100-200	All enrolled students who have completed all nonclinical courses, 2018-19						14	14	100%	174
	Other enrolled students, 2018-19	13	13	100%	170	159	181	181	100%	173
	All program completers, 2018-19	11	11	100%	174	159	84	84	100%	173
	All program completers, 2017-18	2				159	22	22	100%	173
	All program completers, 2016-17						17	17	100%	177
ELEM ED MULTI SUBJ SOCIAL STUDIES (5004) Test Company: ETS Score Range: 100-200	All enrolled students who have completed all nonclinical courses, 2018-19						14	14	100%	171
	Other enrolled students, 2018-19	13	12	92%	165	155	181	180	99%	169
	All program completers, 2018-19	11	11	100%	168	155	84	84	100%	168
	All program completers, 2017-18	2				155	22	22	100%	171
	All program completers, 2016-17						17	17	100%	175
ENG LANG LIT COMP CONTENT KNOWLEDGE (DISC) (0041) Test Company: ETS Score Range: 100-200	All enrolled students who have completed all nonclinical courses, 2018-19									
	Other enrolled students, 2018-19						5			
	All program completers, 2018-19						3			
	All program completers, 2017-18	1				160	12	12	100%	177
	All program completers, 2016-17	2				160	28	28	100%	180


Single Assessment Institution-Level Pass Rate Data: Alternative Teacher Preparation Program Within IHE

	HEOA - Title II 2018 - 2019 Academic Year
	Institution Name LOUISIANA TECH UNIVERSITY
	Institution Code 6372
	State Louisiana

April 6, 2020

Assessment Information ¹	Group	Number Taking Assessment	Number Passing Assessment	Institutional Pass Rate	Institutional Average Scaled Score	Assessment Cut Score ²	Statewide			
							Number Taking Assessment	Number Passing Assessment	Statewide Pass Rate	Statewide Average Scaled Score
ENG LANG LIT COMP PEDAGOGY (DISCONTINUED) (0043) Test Company: ETS Score Range: 100-200	All enrolled students who have completed all nonclinical courses, 2018-19									
	Other enrolled students, 2018-19									
	All program completers, 2018-19						2			
	All program completers, 2017-18						5			
	All program completers, 2016-17						8			
ENGLISH LANGUAGE ARTS: CONTENT AND ANALYSIS (5039) Test Company: ETS Score Range: 100-200	All enrolled students who have completed all nonclinical courses, 2018-19						19	19	100%	178
	Other enrolled students, 2018-19	4				168	68	68	100%	176
	All program completers, 2018-19	4				168	61	61	100%	176
	All program completers, 2017-18	9				168	58	58	100%	176
	All program completers, 2016-17	5				168	40	40	100%	177
FAMILY AND CONSUMER SCIENCES (DISCONTINUED 2) (5121) Test Company: ETS Score Range: 100-200	All enrolled students who have completed all nonclinical courses, 2018-19									
	Other enrolled students, 2018-19									
	All program completers, 2018-19									
	All program completers, 2017-18						1			
	All program completers, 2016-17						3			
FAMILY AND CONSUMER SCIENCES (5122) Test Company: ETS Score Range: 100-200	All enrolled students who have completed all nonclinical courses, 2018-19									
	Other enrolled students, 2018-19						4			
	All program completers, 2018-19						2			
	All program completers, 2017-18						3			
	All program completers, 2016-17	1					153	1		


Single Assessment Institution-Level Pass Rate Data: Alternative Teacher Preparation Program Within IHE

	HEOA - Title II 2018 - 2019 Academic Year
	Institution Name LOUISIANA TECH UNIVERSITY
	Institution Code 6372
	State Louisiana

April 6, 2020

Assessment Information ¹	Group	Number Taking Assessment	Number Passing Assessment	Institutional Pass Rate	Institutional Average Scaled Score	Assessment Cut Score ²	Statewide			
							Number Taking Assessment	Number Passing Assessment	Statewide Pass Rate	Statewide Average Scaled Score
FRENCH WORLD LANGUAGE (5174) Test Company: ETS Score Range: 100-200	All enrolled students who have completed all nonclinical courses, 2018-19									
	Other enrolled students, 2018-19						4			
	All program completers, 2018-19									
	All program completers, 2017-18						1			
	All program completers, 2016-17						1			
GENERAL SCI CONTENT KNOWLEDGE (0435) Test Company: ETS Score Range: 100-200	All enrolled students who have completed all nonclinical courses, 2018-19									
	Other enrolled students, 2018-19						8			
	All program completers, 2018-19						3			
	All program completers, 2017-18						3			
	All program completers, 2016-17						4			
HEALTH AND PE (5857) Test Company: ETS Score Range: 100-200	All enrolled students who have completed all nonclinical courses, 2018-19						1			
	Other enrolled students, 2018-19						23	23	100%	165
	All program completers, 2018-19						19	19	100%	165
	All program completers, 2017-18						19	19	100%	168
	All program completers, 2016-17						13	13	100%	167
MATHEMATICS CONTENT KNOWLEDGE (DISC) (0061) Test Company: ETS Score Range: 100-200	All enrolled students who have completed all nonclinical courses, 2018-19									
	Other enrolled students, 2018-19						3			
	All program completers, 2018-19						1			
	All program completers, 2017-18						7			
	All program completers, 2016-17	2					135	10	10	100%


Single Assessment Institution-Level Pass Rate Data: *Alternative Teacher Preparation Program Within IHE*

	HEOA - Title II 2018 - 2019 Academic Year	
	Institution Name	LOUISIANA TECH UNIVERSITY
	Institution Code	6372
	State	Louisiana

April 6, 2020

Assessment Information ¹	Group	Number Taking Assessment	Number Passing Assessment	Institutional Pass Rate	Institutional Average Scaled Score	Assessment Cut Score ²	Statewide			
							Number Taking Assessment	Number Passing Assessment	Statewide Pass Rate	Statewide Average Scaled Score
MATHEMATICS CONTENT KNOWLEDGE (5161) Test Company: ETS Score Range: 100-200	All enrolled students who have completed all nonclinical courses, 2018-19						3			
	Other enrolled students, 2018-19	1				160	17	17	100%	169
	All program completers, 2018-19	3				160	15	15	100%	169
	All program completers, 2017-18	2				160	14	14	100%	171
	All program completers, 2016-17						4			
MIDDLE SCHOOL ENG LANG ARTS (DISCONTINUED) (5049) Test Company: ETS Score Range: 100-200	All enrolled students who have completed all nonclinical courses, 2018-19						1			
	Other enrolled students, 2018-19									
	All program completers, 2018-19									
	All program completers, 2017-18						1			
	All program completers, 2016-17						4			
MIDDLE SCHOOL ENG LANG ARTS (5047) Test Company: ETS Score Range: 100-200	All enrolled students who have completed all nonclinical courses, 2018-19									
	Other enrolled students, 2018-19						11	11	100%	167
	All program completers, 2018-19						11	11	100%	172
	All program completers, 2017-18						8			
	All program completers, 2016-17						2			
MIDDLE SCHOOL MATHEMATICS (DISCONTINUED) (0069) Test Company: ETS Score Range: 100-200	All enrolled students who have completed all nonclinical courses, 2018-19									
	Other enrolled students, 2018-19									
	All program completers, 2018-19									
	All program completers, 2017-18						1			
	All program completers, 2016-17	3				148	9			


Single Assessment Institution-Level Pass Rate Data: *Alternative Teacher Preparation Program Within IHE*

	HEOA - Title II 2018 - 2019 Academic Year	
	Institution Name	LOUISIANA TECH UNIVERSITY
	Institution Code	6372
	State	Louisiana

April 6, 2020

Assessment Information ¹	Group	Number Taking Assessment	Number Passing Assessment	Institutional Pass Rate	Institutional Average Scaled Score	Assessment Cut Score ²	Statewide				
							Number Taking Assessment	Number Passing Assessment	Statewide Pass Rate	Statewide Average Scaled Score	
MIDDLE SCHOOL MATHEMATICS (5169) Test Company: ETS Score Range: 100-200	All enrolled students who have completed all nonclinical courses, 2018-19						1				
	Other enrolled students, 2018-19	1				165	42	42	100%	176	
	All program completers, 2018-19						21	21	100%	172	
	All program completers, 2017-18	5				165	18	18	100%	176	
	All program completers, 2016-17	3				165	13	13	100%	175	
MIDDLE SCHOOL SCIENCE (DISCONTINUED) (0439) Test Company: ETS Score Range: 100-200	All enrolled students who have completed all nonclinical courses, 2018-19										
	Other enrolled students, 2018-19										
	All program completers, 2018-19										
	All program completers, 2017-18										
	All program completers, 2016-17						5				
MIDDLE SCHOOL SCIENCE (5440) Test Company: ETS Score Range: 100-200	All enrolled students who have completed all nonclinical courses, 2018-19										
	Other enrolled students, 2018-19	3				150	26	26	100%	160	
	All program completers, 2018-19	1				150	10	10	100%	158	
	All program completers, 2017-18	2				150	5				
	All program completers, 2016-17	1				150	7				
MIDDLE SCHOOL SOCIAL STUDIES (5089) Test Company: ETS Score Range: 100-200	All enrolled students who have completed all nonclinical courses, 2018-19						1				
	Other enrolled students, 2018-19						16	16	100%	170	
	All program completers, 2018-19						10	10	100%	162	
	All program completers, 2017-18						8				
	All program completers, 2016-17						10	10	100%	165	


Single Assessment Institution-Level Pass Rate Data: Alternative Teacher Preparation Program Within IHE

	HEOA - Title II 2018 - 2019 Academic Year
	Institution Name LOUISIANA TECH UNIVERSITY
	Institution Code 6372
	State Louisiana

April 6, 2020

Assessment Information ¹	Group	Number Taking Assessment	Number Passing Assessment	Institutional Pass Rate	Institutional Average Scaled Score	Assessment Cut Score ²	Statewide			
							Number Taking Assessment	Number Passing Assessment	Statewide Pass Rate	Statewide Average Scaled Score
MUSIC CONTENT KNOWLEDGE (0113) Test Company: ETS Score Range: 100-200	All enrolled students who have completed all nonclinical courses, 2018-19									
	Other enrolled students, 2018-19						7			
	All program completers, 2018-19						5			
	All program completers, 2017-18						4			
	All program completers, 2016-17						2			
PHYSICAL ED CONTENT KNOWLEDGE (5091) Test Company: ETS Score Range: 100-200	All enrolled students who have completed all nonclinical courses, 2018-19									
	Other enrolled students, 2018-19						3			
	All program completers, 2018-19									
	All program completers, 2017-18						2			
	All program completers, 2016-17						8			
PHYSICS CONTENT KNOWLEDGE (5265) Test Company: ETS Score Range: 100-200	All enrolled students who have completed all nonclinical courses, 2018-19						1			
	Other enrolled students, 2018-19						1			
	All program completers, 2018-19						2			
	All program completers, 2017-18									
	All program completers, 2016-17									
PRAXIS I MATHEMATICS (DISCONTINUED) (0730) Test Company: ETS Score Range: 150-190	All enrolled students who have completed all nonclinical courses, 2018-19						1			
	Other enrolled students, 2018-19						20	18	90%	178
	All program completers, 2018-19	3				175	39	36	92%	177
	All program completers, 2017-18	3				175	68	68	100%	179
	All program completers, 2016-17	5				175	88	87	99%	179


Single Assessment Institution-Level Pass Rate Data: Alternative Teacher Preparation Program Within IHE

	HEOA - Title II 2018 - 2019 Academic Year
	Institution Name LOUISIANA TECH UNIVERSITY
	Institution Code 6372
	State Louisiana

April 6, 2020

Assessment Information ¹	Group	Number Taking Assessment	Number Passing Assessment	Institutional Pass Rate	Institutional Average Scaled Score	Assessment Cut Score ²	Statewide				
							Number Taking Assessment	Number Passing Assessment	Statewide Pass Rate	Statewide Average Scaled Score	
PRAXIS I READING (DISCONTINUED) (0710) Test Company: ETS Score Range: 150-190	All enrolled students who have completed all nonclinical courses, 2018-19						1				
	Other enrolled students, 2018-19						22	18	82%	178	
	All program completers, 2018-19	1				176	36	36	100%	179	
	All program completers, 2017-18	3				176	61	59	97%	179	
	All program completers, 2016-17	4				176	88	87	99%	179	
PRAXIS I WRITING (DISCONTINUED) (0720) Test Company: ETS Score Range: 150-190	All enrolled students who have completed all nonclinical courses, 2018-19						1				
	Other enrolled students, 2018-19						18	14	78%	176	
	All program completers, 2018-19	2				175	31	29	94%	176	
	All program completers, 2017-18	2				175	56	53	95%	177	
	All program completers, 2016-17	5				175	86	81	94%	176	
PRINC LEARNING AND TEACHING 5-9 (DISCONTINUED) (0523) Test Company: ETS Score Range: 100-200	All enrolled students who have completed all nonclinical courses, 2018-19										
	Other enrolled students, 2018-19										
	All program completers, 2018-19										
	All program completers, 2017-18										
	All program completers, 2016-17	1					154	2			
PRINC LEARNING AND TEACHING 5-9 (5623) Test Company: ETS Score Range: 100-200	All enrolled students who have completed all nonclinical courses, 2018-19						3				
	Other enrolled students, 2018-19	1				160	21	19	90%	171	
	All program completers, 2018-19	3				160	59	59	100%	175	
	All program completers, 2017-18	6				160	44	44	100%	175	
	All program completers, 2016-17	6				160	51	51	100%	175	


Single Assessment Institution-Level Pass Rate Data: Alternative Teacher Preparation Program Within IHE

	HEOA - Title II 2018 - 2019 Academic Year
	Institution Name LOUISIANA TECH UNIVERSITY
	Institution Code 6372
	State Louisiana

April 6, 2020

Assessment Information ¹	Group	Number Taking Assessment	Number Passing Assessment	Institutional Pass Rate	Institutional Average Scaled Score	Assessment Cut Score ²	Statewide			
							Number Taking Assessment	Number Passing Assessment	Statewide Pass Rate	Statewide Average Scaled Score
PRINC LEARNING AND TEACHING 7-12 (DISCONTINUED) (0524) <i>Test Company: ETS</i> <i>Score Range: 100-200</i>	All enrolled students who have completed all nonclinical courses, 2018-19									
	Other enrolled students, 2018-19									
	All program completers, 2018-19									
	All program completers, 2017-18									
	All program completers, 2016-17						2			
PRINC LEARNING AND TEACHING 7-12 (5624) <i>Test Company: ETS</i> <i>Score Range: 100-200</i>	All enrolled students who have completed all nonclinical courses, 2018-19						25	25	100%	179
	Other enrolled students, 2018-19	6				157	97	93	96%	175
	All program completers, 2018-19	20	20	100%	176	157	177	177	100%	177
	All program completers, 2017-18	17	17	100%	178	157	195	195	100%	177
	All program completers, 2016-17	22	22	100%	177	157	196	196	100%	177
PRINC LEARNING AND TEACHING EARLY CHILD (DISC) (0521) <i>Test Company: ETS</i> <i>Score Range: 100-200</i>	All enrolled students who have completed all nonclinical courses, 2018-19									
	Other enrolled students, 2018-19									
	All program completers, 2018-19									
	All program completers, 2017-18									
	All program completers, 2016-17						1			
PRINC LEARNING AND TEACHING EARLY CHILD (5621) <i>Test Company: ETS</i> <i>Score Range: 100-200</i>	All enrolled students who have completed all nonclinical courses, 2018-19						9			
	Other enrolled students, 2018-19	2				157	19	18	95%	170
	All program completers, 2018-19	2				157	43	43	100%	173
	All program completers, 2017-18	7				157	38	38	100%	170
	All program completers, 2016-17	3				157	49	49	100%	171


Single Assessment Institution-Level Pass Rate Data: Alternative Teacher Preparation Program Within IHE

	HEOA - Title II 2018 - 2019 Academic Year
	Institution Name LOUISIANA TECH UNIVERSITY
	Institution Code 6372
	State Louisiana

April 6, 2020

Assessment Information ¹	Group	Number Taking Assessment	Number Passing Assessment	Institutional Pass Rate	Institutional Average Scaled Score	Assessment Cut Score ²	Statewide			
							Number Taking Assessment	Number Passing Assessment	Statewide Pass Rate	Statewide Average Scaled Score
PRINC LEARNING AND TEACHING K-6 (DISCONTINUED) (0522) Test Company: ETS Score Range: 100-200	All enrolled students who have completed all nonclinical courses, 2018-19									
	Other enrolled students, 2018-19									
	All program completers, 2018-19									
	All program completers, 2017-18	1				161	1			
	All program completers, 2016-17						2			
PRINC LEARNING AND TEACHING K-6 (5622) Test Company: ETS Score Range: 100-200	All enrolled students who have completed all nonclinical courses, 2018-19						13	13	100%	178
	Other enrolled students, 2018-19	4				160	90	87	97%	175
	All program completers, 2018-19	13	13	100%	176	160	171	171	100%	176
	All program completers, 2017-18	21	21	100%	174	160	192	192	100%	176
	All program completers, 2016-17	9				160	187	187	100%	175
SE CK AND MILD TO MODERATE APPL (5543) Test Company: ETS Score Range: 100-200	All enrolled students who have completed all nonclinical courses, 2018-19						4			
	Other enrolled students, 2018-19	2				153	32	31	97%	171
	All program completers, 2018-19	13	13	100%	168	153	72	72	100%	170
	All program completers, 2017-18	15	15	100%	170	153	79	79	100%	171
	All program completers, 2016-17	2				153	64	64	100%	170
SE CK AND SEVERE TO PROF APPL (5545) Test Company: ETS Score Range: 100-200	All enrolled students who have completed all nonclinical courses, 2018-19									
	Other enrolled students, 2018-19									
	All program completers, 2018-19									
	All program completers, 2017-18									
	All program completers, 2016-17						1			


Single Assessment Institution-Level Pass Rate Data: Alternative Teacher Preparation Program Within IHE

	HEOA - Title II 2018 - 2019 Academic Year
	Institution Name LOUISIANA TECH UNIVERSITY
	Institution Code 6372
	State Louisiana

April 6, 2020

Assessment Information ¹	Group	Number Taking Assessment	Number Passing Assessment	Institutional Pass Rate	Institutional Average Scaled Score	Assessment Cut Score ²	Statewide				
							Number Taking Assessment	Number Passing Assessment	Statewide Pass Rate	Statewide Average Scaled Score	
SE CORE KNOWLEDGE & APPLICATIONS (5354) Test Company: ETS Score Range: 100-200	All enrolled students who have completed all nonclinical courses, 2018-19										
	Other enrolled students, 2018-19										
	All program completers, 2018-19	1				145	2				
	All program completers, 2017-18	2				145	2				
	All program completers, 2016-17	2				145	4				
SE TEACHING STU WVISUAL IMPAIRMENT (5282) Test Company: ETS Score Range: 100-200	All enrolled students who have completed all nonclinical courses, 2018-19										
	Other enrolled students, 2018-19										
	All program completers, 2018-19	1				163	1				
	All program completers, 2017-18	2				163	2				
	All program completers, 2016-17	2				163	2				
SE: PRESCHOOL EARLY CHILDHOOD (5691) Test Company: ETS Score Range: 100-200	All enrolled students who have completed all nonclinical courses, 2018-19						5				
	Other enrolled students, 2018-19						3				
	All program completers, 2018-19						6				
	All program completers, 2017-18						3				
	All program completers, 2016-17						8				
SOCIAL STUDIES CONTENT & INTERPRETATION (5086) Test Company: ETS Score Range: 100-200	All enrolled students who have completed all nonclinical courses, 2018-19						6				
	Other enrolled students, 2018-19	3				160	48	48	100%	170	
	All program completers, 2018-19	3				160	27	27	100%	167	
	All program completers, 2017-18	2				160	39	39	100%	170	
	All program completers, 2016-17	3				160	41	41	100%	169	


Single Assessment Institution-Level Pass Rate Data: Alternative Teacher Preparation Program Within IHE

	HEOA - Title II 2018 - 2019 Academic Year
	Institution Name LOUISIANA TECH UNIVERSITY
	Institution Code 6372
	State Louisiana

April 6, 2020

Assessment Information ¹	Group	Number Taking Assessment	Number Passing Assessment	Institutional Pass Rate	Institutional Average Scaled Score	Assessment Cut Score ²	Statewide			
							Number Taking Assessment	Number Passing Assessment	Statewide Pass Rate	Statewide Average Scaled Score
SOCIAL STUDIES CONTENT KNOWLEDGE (0081) Test Company: ETS Score Range: 100-200	All enrolled students who have completed all nonclinical courses, 2018-19									
	Other enrolled students, 2018-19									
	All program completers, 2018-19									
	All program completers, 2017-18									
	All program completers, 2016-17						7			
SOCIAL STUDIES INTERPRET MATERIAL (DISC) (0083) Test Company: ETS Score Range: 100-200	All enrolled students who have completed all nonclinical courses, 2018-19									
	Other enrolled students, 2018-19									
	All program completers, 2018-19									
	All program completers, 2017-18									
	All program completers, 2016-17						7			
SPANISH CONTENT KNOWLEDGE (0191) Test Company: ETS Score Range: 100-200	All enrolled students who have completed all nonclinical courses, 2018-19									
	Other enrolled students, 2018-19									
	All program completers, 2018-19									
	All program completers, 2017-18									
	All program completers, 2016-17						1			
SPANISH WORLD LANGUAGE (5195) Test Company: ETS Score Range: 100-200	All enrolled students who have completed all nonclinical courses, 2018-19									
	Other enrolled students, 2018-19						10	10	100%	171
	All program completers, 2018-19						3			
	All program completers, 2017-18						8			
	All program completers, 2016-17						9			

Single Assessment Institution-Level Pass Rate Data: Alternative Teacher Preparation Program Within IHE

	HEOA - Title II 2018 - 2019 Academic Year
	Institution Name LOUISIANA TECH UNIVERSITY
	Institution Code 6372
	State Louisiana

April 6, 2020

Assessment Information ¹	Group	Number Taking Assessment	Number Passing Assessment	Institutional Pass Rate	Institutional Average Scaled Score	Assessment Cut Score ²	Statewide			
							Number Taking Assessment	Number Passing Assessment	Statewide Pass Rate	Statewide Average Scaled Score
SPEECH COMMUNICATION: CK (5221) Test Company: ETS Score Range: 100-200	All enrolled students who have completed all nonclinical courses, 2018-19									
	Other enrolled students, 2018-19						2			
	All program completers, 2018-19						1			
	All program completers, 2017-18									
	All program completers, 2016-17							1		
WORLD LANGUAGE PEDAGOGY (5841) Test Company: ETS Score Range: 100-200	All enrolled students who have completed all nonclinical courses, 2018-19									
	Other enrolled students, 2018-19						4			
	All program completers, 2018-19						3			
	All program completers, 2017-18						10	10	100%	181
	All program completers, 2016-17						10	10	100%	179

Note: In cases where there are less than ten students taking the assessment or license/certificate, the number passing and pass rate are not reported.

¹Tests with multiple delivery options (computer, paper, etc.) will be noted with the assessment code for one format only.

²Cut scores may vary for groups depending upon when the cut scores are established by the state and when each group completed their teacher certification or licensure assessment.