


Summary Institution-Level Pass Rate Data: *Traditional Teacher Preparation Program Within IHE*


		HEOA - Title II 2023 - 2024 Academic Year				
Institution Name		Louisiana Tech University				
Institution Code		6372				
State		Louisiana				
					April 4, 2025	
				Statewide		
Group	Number Taking Assessment ¹	Number Passing Assessment ²	Institutional Pass Rate	Number Taking Assessment ¹	Number Passing Assessment ²	Statewide Pass Rate
All program completers, 2023-24	43	43	100%	589	581	99%
All program completers, 2022-23	49	49	100%	662	645	97%
All program completers, 2021-22	65	65	100%	683	678	99%

Note: In cases where there are less than ten students taking the assessment or license/certificate, the number passing and pass rate are not reported.


¹ Number of completers taking one or more assessments within their area of specialization.

² Summary level “Number Taking Assessment” may differ from assessment level “Number Taking Assessment” because each student is counted once at the summary level but may be counted in multiple assessments at the assessment level.

Single Assessment Institution-Level Pass Rate Data: Traditional Teacher Preparation Program Within IHE


		HEOA - Title II 2023 - 2024 Academic Year									
Institution Name		Louisiana Tech University									
Institution Code		6372									
State		Louisiana									
							April 4, 2025				
							Statewide				
Assessment Information ¹		Group	Number Taking Assessment	Number Passing Assessment	Institutional Pass Rate	Institutional Average Scaled Score	Assessment Cut Score ²	Number Taking Assessment	Number Passing Assessment	Statewide Pass Rate	Statewide Average Scaled Score
AGRICULTURE (5701) Test Company: ETS Score Range: 100-200		All enrolled students who have completed all nonclinical courses, 2023-24									
		Other enrolled students, 2023-24									
		All program completers, 2023-24	1				147	3			
		All program completers, 2022-23	1				147	6			
		All program completers, 2021-22	4				147	11	11	100%	158
ART CONTENT KNOWLEDGE (5134) Test Company: ETS Score Range: 100-200		All enrolled students who have completed all nonclinical courses, 2023-24									
		Other enrolled students, 2023-24						13	9	69%	160
		All program completers, 2023-24						7			
		All program completers, 2022-23						4			
		All program completers, 2021-22						7			
BIOLOGY CONTENT KNOWLEDGE (0235) Test Company: ETS Score Range: 100-200		All enrolled students who have completed all nonclinical courses, 2023-24									
		Other enrolled students, 2023-24						4			
		All program completers, 2023-24						7			
		All program completers, 2022-23	2				150	18	17	94%	161
		All program completers, 2021-22						7			
BIOLOGY (5236) Test Company: ETS Score Range: 100-200		All enrolled students who have completed all nonclinical courses, 2023-24									
		Other enrolled students, 2023-24						3			
		All program completers, 2023-24						2			
		All program completers, 2022-23									
		All program completers, 2021-22									

Single Assessment Institution-Level Pass Rate Data: *Traditional Teacher Preparation Program Within IHE*

		HEOA - Title II 2023 - 2024 Academic Year								
Institution Name		Louisiana Tech University								
Institution Code		6372								
State		Louisiana								
							Statewide			
Assessment Information ¹	Group	Number Taking Assessment	Number Passing Assessment	Institutional Pass Rate	Institutional Average Scaled Score	Assessment Cut Score ²	Number Taking Assessment	Number Passing Assessment	Statewide Pass Rate	Statewide Average Scaled Score
BUSINESS ED CONTENT KNOWLEDGE (5101) Test Company: ETS Score Range: 100-200	All enrolled students who have completed all nonclinical courses, 2023-24									
	Other enrolled students, 2023-24						1			
	All program completers, 2023-24						4			
	All program completers, 2022-23						3			
	All program completers, 2021-22						1			
CHEMISTRY CONTENT KNOWLEDGE (0245) Test Company: ETS Score Range: 100-200	All enrolled students who have completed all nonclinical courses, 2023-24									
	Other enrolled students, 2023-24									
	All program completers, 2023-24						2			
	All program completers, 2022-23						2			
	All program completers, 2021-22	1				151	3			
CHEMISTRY (5246) Test Company: ETS Score Range: 100-200	All enrolled students who have completed all nonclinical courses, 2023-24									
	Other enrolled students, 2023-24						1			
	All program completers, 2023-24						2			
	All program completers, 2022-23									
	All program completers, 2021-22									
CORE ACADEMIC SKILLS FOR ED: MATH (5732) Test Company: ETS Score Range: 100-200	All enrolled students who have completed all nonclinical courses, 2023-24									
	Other enrolled students, 2023-24									
	All program completers, 2023-24									
	All program completers, 2022-23									
	All program completers, 2021-22	6				150	88	87	99%	159


April 4, 2025

Single Assessment Institution-Level Pass Rate Data: *Traditional Teacher Preparation Program Within IHE*

		HEOA - Title II 2023 - 2024 Academic Year								
Institution Name		Louisiana Tech University								
Institution Code		6372								
State		Louisiana								
							Statewide			
Assessment Information ¹	Group	Number Taking Assessment	Number Passing Assessment	Institutional Pass Rate	Institutional Average Scaled Score	Assessment Cut Score ²	Number Taking Assessment	Number Passing Assessment	Statewide Pass Rate	Statewide Average Scaled Score
CORE ACADEMIC SKILLS FOR ED: READING (5712) Test Company: ETS Score Range: 100-200	All enrolled students who have completed all nonclinical courses, 2023-24									
	Other enrolled students, 2023-24									
	All program completers, 2023-24									
	All program completers, 2022-23									
	All program completers, 2021-22	8				156	115	114	99%	169
CORE ACADEMIC SKILLS FOR ED: WRITING (5722) Test Company: ETS Score Range: 100-200	All enrolled students who have completed all nonclinical courses, 2023-24									
	Other enrolled students, 2023-24									
	All program completers, 2023-24									
	All program completers, 2022-23									
	All program completers, 2021-22	8				162	101	100	99%	167
CORE ACADEMIC SKILLS FOR EDUCATORS: MATH (5733) Test Company: ETS Score Range: 100-200	All enrolled students who have completed all nonclinical courses, 2023-24									
	Other enrolled students, 2023-24									
	All program completers, 2023-24									
	All program completers, 2022-23									
	All program completers, 2021-22	4				150	75	74	99%	169
CORE ACADEMIC SKILLS FOR EDUCATORS: READING (5713) Test Company: ETS Score Range: 100-200	All enrolled students who have completed all nonclinical courses, 2023-24									
	Other enrolled students, 2023-24									
	All program completers, 2023-24									
	All program completers, 2022-23									
	All program completers, 2021-22	2				156	49	49	100%	171


April 4, 2025

Single Assessment Institution-Level Pass Rate Data: *Traditional Teacher Preparation Program Within IHE*

		HEOA - Title II 2023 - 2024 Academic Year								
Institution Name		Louisiana Tech University								
Institution Code		6372								
State		Louisiana								
							Statewide			
Assessment Information ¹	Group	Number Taking Assessment	Number Passing Assessment	Institutional Pass Rate	Institutional Average Scaled Score	Assessment Cut Score ²	Number Taking Assessment	Number Passing Assessment	Statewide Pass Rate	Statewide Average Scaled Score
CORE ACADEMIC SKILLS FOR EDUCATORS: WRITING (5723) Test Company: ETS Score Range: 100-200	All enrolled students who have completed all nonclinical courses, 2023-24									
	Other enrolled students, 2023-24									
	All program completers, 2023-24									
	All program completers, 2022-23									
	All program completers, 2021-22	2				162	65	63	97%	167
ELEM ED CONTENT KNOWLEDGE (5018) Test Company: ETS Score Range: 100-200	All enrolled students who have completed all nonclinical courses, 2023-24									
	Other enrolled students, 2023-24						1			
	All program completers, 2023-24									
	All program completers, 2022-23									
	All program completers, 2021-22									
ELEM ED MULTI SUBJ MATHEMATICS (5003) Test Company: ETS Score Range: 100-200	All enrolled students who have completed all nonclinical courses, 2023-24						40	39	98%	175
	Other enrolled students, 2023-24	45	43	96%	176	157	477	424	89%	171
	All program completers, 2023-24	30	30	100%	177	157	361	361	100%	175
	All program completers, 2022-23	34	34	100%	174	157	418	415	99%	175
	All program completers, 2021-22	41	41	100%	177	157	415	415	100%	176
ELEM ED MULTI SUBJ READING LANG ARTS (5002) Test Company: ETS Score Range: 100-200	All enrolled students who have completed all nonclinical courses, 2023-24						40	39	98%	168
	Other enrolled students, 2023-24	32	30	94%	171	157	426	358	84%	165
	All program completers, 2023-24	30	30	100%	172	157	361	361	100%	170
	All program completers, 2022-23	34	34	100%	171	157	418	415	99%	169
	All program completers, 2021-22	41	41	100%	171	157	415	415	100%	169


April 4, 2025

Single Assessment Institution-Level Pass Rate Data: *Traditional Teacher Preparation Program Within IHE*


		HEOA - Title II 2023 - 2024 Academic Year								
Institution Name		Louisiana Tech University								
Institution Code		6372								
State		Louisiana								
							Statewide			
Assessment Information ¹	Group	Number Taking Assessment	Number Passing Assessment	Institutional Pass Rate	Institutional Average Scaled Score	Assessment Cut Score ²	Number Taking Assessment	Number Passing Assessment	Statewide Pass Rate	Statewide Average Scaled Score
ELEM ED MULTI SUBJ SCIENCES (5005) Test Company: ETS Score Range: 100-200	All enrolled students who have completed all nonclinical courses, 2023-24						40	38	95%	170
	Other enrolled students, 2023-24	40	36	90%	172	159	472	397	84%	167
	All program completers, 2023-24	30	30	100%	175	159	362	360	99%	172
	All program completers, 2022-23	34	34	100%	173	159	418	415	99%	172
	All program completers, 2021-22	41	41	100%	172	159	415	415	100%	172
ELEM ED MULTI SUBJ SOCIAL STUDIES (5004) Test Company: ETS Score Range: 100-200	All enrolled students who have completed all nonclinical courses, 2023-24						40	37	93%	166
	Other enrolled students, 2023-24	39	37	95%	163	155	471	365	77%	161
	All program completers, 2023-24	30	30	100%	167	155	362	358	99%	166
	All program completers, 2022-23	34	34	100%	167	155	418	409	98%	166
	All program completers, 2021-22	41	41	100%	167	155	415	414	100%	167
ELEM ED: MATHEMATICS (7003) Test Company: ETS Score Range: 100-200	All enrolled students who have completed all nonclinical courses, 2023-24									
	Other enrolled students, 2023-24						19	13	68%	165
	All program completers, 2023-24									
	All program completers, 2022-23									
	All program completers, 2021-22									
ELEM ED: SCIENCE (7005) Test Company: ETS Score Range: 100-200	All enrolled students who have completed all nonclinical courses, 2023-24									
	Other enrolled students, 2023-24						14	9	64%	163
	All program completers, 2023-24									
	All program completers, 2022-23									
	All program completers, 2021-22									

April 4, 2025


Single Assessment Institution-Level Pass Rate Data: Traditional Teacher Preparation Program Within IHE

		HEOA - Title II 2023 - 2024 Academic Year										
Institution Name		Louisiana Tech University										
Institution Code		6372										
State		Louisiana										
							April 4, 2025					
							Statewide					
Assessment Information ¹		Group	Number Taking Assessment	Number Passing Assessment	Institutional Pass Rate	Institutional Average Scaled Score	Assessment Cut Score ²	Number Taking Assessment	Number Passing Assessment	Statewide Pass Rate	Statewide Average Scaled Score	
ELEM ED: SOCIAL STUDIES (7004) Test Company: ETS Score Range: 100-200		All enrolled students who have completed all nonclinical courses, 2023-24										
		Other enrolled students, 2023-24						16	7	44%	157	
		All program completers, 2023-24										
		All program completers, 2022-23										
		All program completers, 2021-22										
ELEM ED: TEACHING READING (7002) Test Company: ETS Score Range: 100-200		All enrolled students who have completed all nonclinical courses, 2023-24										
		Other enrolled students, 2023-24						24	22	92%	153	
		All program completers, 2023-24										
		All program completers, 2022-23										
		All program completers, 2021-22										
ENGLISH LANGUAGE ARTS: CONTENT AND ANALYSIS (5039) Test Company: ETS Score Range: 100-200		All enrolled students who have completed all nonclinical courses, 2023-24						4				
		Other enrolled students, 2023-24	4					168	62	48	77%	171
		All program completers, 2023-24	5					168	39	39	100%	174
		All program completers, 2022-23	4					168	51	51	100%	173
		All program completers, 2021-22	2					168	41	40	98%	174
FAMILY AND CONSUMER SCIENCES (5122) Test Company: ETS Score Range: 100-200		All enrolled students who have completed all nonclinical courses, 2023-24										
		Other enrolled students, 2023-24										
		All program completers, 2023-24										
		All program completers, 2022-23						1				
		All program completers, 2021-22						2				


Single Assessment Institution-Level Pass Rate Data: Traditional Teacher Preparation Program Within IHE

		HEOA - Title II 2023 - 2024 Academic Year									
Institution Name		Louisiana Tech University									
Institution Code		6372									
State		Louisiana		April 4, 2025							
							Statewide				
Assessment Information ¹	Group	Number Taking Assessment	Number Passing Assessment	Institutional Pass Rate	Institutional Average Scaled Score	Assessment Cut Score ²	Number Taking Assessment	Number Passing Assessment	Statewide Pass Rate	Statewide Average Scaled Score	
FRENCH WORLD LANGUAGE (5174) Test Company: ETS Score Range: 100-200	All enrolled students who have completed all nonclinical courses, 2023-24										
	Other enrolled students, 2023-24						1				
	All program completers, 2023-24						1				
	All program completers, 2022-23						2				
	All program completers, 2021-22						1				
GENERAL SCI CONTENT KNOWLEDGE (0435) Test Company: ETS Score Range: 100-200	All enrolled students who have completed all nonclinical courses, 2023-24										
	Other enrolled students, 2023-24						1				
	All program completers, 2023-24										
	All program completers, 2022-23										
	All program completers, 2021-22						3				
GENERAL SCIENCE (5436) Test Company: ETS Score Range: 100-200	All enrolled students who have completed all nonclinical courses, 2023-24										
	Other enrolled students, 2023-24						3				
	All program completers, 2023-24										
	All program completers, 2022-23										
	All program completers, 2021-22										
HEALTH AND PE (5857) Test Company: ETS Score Range: 100-200	All enrolled students who have completed all nonclinical courses, 2023-24						4				
	Other enrolled students, 2023-24						30	21	70%	160	
	All program completers, 2023-24	1				160	20	19	95%	165	
	All program completers, 2022-23						15	15	100%	169	
	All program completers, 2021-22	3				160	31	31	100%	167	


Single Assessment Institution-Level Pass Rate Data: Traditional Teacher Preparation Program Within IHE

		HEOA - Title II 2023 - 2024 Academic Year									
Institution Name		Louisiana Tech University									
Institution Code		6372									
State		Louisiana		April 4, 2025							
							Statewide				
Assessment Information ¹	Group	Number Taking Assessment	Number Passing Assessment	Institutional Pass Rate	Institutional Average Scaled Score	Assessment Cut Score ²	Number Taking Assessment	Number Passing Assessment	Statewide Pass Rate	Statewide Average Scaled Score	
MATHEMATICS CONTENT KNOWLEDGE (5161) Test Company: ETS Score Range: 100-200	All enrolled students who have completed all nonclinical courses, 2023-24										
	Other enrolled students, 2023-24						2				
	All program completers, 2023-24						1				
	All program completers, 2022-23						12	12	100%	167	
	All program completers, 2021-22	4				160	18	18	100%	166	
MATHEMATICS (5165) Test Company: ETS Score Range: 100-200	All enrolled students who have completed all nonclinical courses, 2023-24						2				
	Other enrolled students, 2023-24	4				159	19	14	74%	165	
	All program completers, 2023-24	1				159	19	19	100%	174	
	All program completers, 2022-23	2				159	11	11	100%	170	
	All program completers, 2021-22						1				
MIDDLE SCHOOL ENG LANG ARTS (5047) Test Company: ETS Score Range: 100-200	All enrolled students who have completed all nonclinical courses, 2023-24						1				
	Other enrolled students, 2023-24						6				
	All program completers, 2023-24						2				
	All program completers, 2022-23						1				
	All program completers, 2021-22						5				
MIDDLE SCHOOL MATHEMATICS (5164) Test Company: ETS Score Range: 100-200	All enrolled students who have completed all nonclinical courses, 2023-24						5				
	Other enrolled students, 2023-24						4				
	All program completers, 2023-24						6				
	All program completers, 2022-23						1				
	All program completers, 2021-22										


Single Assessment Institution-Level Pass Rate Data: Traditional Teacher Preparation Program Within IHE

		HEOA - Title II 2023 - 2024 Academic Year									
Institution Name		Louisiana Tech University									
Institution Code		6372									
State		Louisiana		April 4, 2025							
							Statewide				
Assessment Information ¹	Group	Number Taking Assessment	Number Passing Assessment	Institutional Pass Rate	Institutional Average Scaled Score	Assessment Cut Score ²	Number Taking Assessment	Number Passing Assessment	Statewide Pass Rate	Statewide Average Scaled Score	
MIDDLE SCHOOL MATHEMATICS (5169) Test Company: ETS Score Range: 100-200	All enrolled students who have completed all nonclinical courses, 2023-24										
	Other enrolled students, 2023-24										
	All program completers, 2023-24						2				
	All program completers, 2022-23						6				
	All program completers, 2021-22						11	11	100%	172	
MIDDLE SCHOOL SCIENCE (5440) Test Company: ETS Score Range: 100-200	All enrolled students who have completed all nonclinical courses, 2023-24										
	Other enrolled students, 2023-24										
	All program completers, 2023-24										
	All program completers, 2022-23						1				
	All program completers, 2021-22						2				
MIDDLE SCHOOL SCIENCE (5442) Test Company: ETS Score Range: 100-200	All enrolled students who have completed all nonclinical courses, 2023-24										
	Other enrolled students, 2023-24						4				
	All program completers, 2023-24						1				
	All program completers, 2022-23						1				
	All program completers, 2021-22						1				
MIDDLE SCHOOL SOCIAL STUDIES (5089) Test Company: ETS Score Range: 100-200	All enrolled students who have completed all nonclinical courses, 2023-24						1				
	Other enrolled students, 2023-24						4				
	All program completers, 2023-24						2				
	All program completers, 2022-23						5				
	All program completers, 2021-22						9				

Single Assessment Institution-Level Pass Rate Data: Traditional Teacher Preparation Program Within IHE


		HEOA - Title II 2023 - 2024 Academic Year								
Institution Name		Louisiana Tech University								
Institution Code		6372								
State		Louisiana								
							April 4, 2025			
							Statewide			
Assessment Information ¹	Group	Number Taking Assessment	Number Passing Assessment	Institutional Pass Rate	Institutional Average Scaled Score	Assessment Cut Score ²	Number Taking Assessment	Number Passing Assessment	Statewide Pass Rate	Statewide Average Scaled Score
MUSIC CONTENT KNOWLEDGE (0113) Test Company: ETS Score Range: 100-200	All enrolled students who have completed all nonclinical courses, 2023-24						11	11	100%	168
	Other enrolled students, 2023-24	1				151	46	29	63%	156
	All program completers, 2023-24	3				151	70	69	99%	163
	All program completers, 2022-23	1				151	52	50	96%	162
	All program completers, 2021-22	5				151	54	54	100%	163
PHYSICS (5266) Test Company: ETS Score Range: 100-200	All enrolled students who have completed all nonclinical courses, 2023-24									
	Other enrolled students, 2023-24									
	All program completers, 2023-24						1			
	All program completers, 2022-23									
	All program completers, 2021-22									
PRINC LEARNING AND TEACHING 5-9 (5623) Test Company: ETS Score Range: 100-200	All enrolled students who have completed all nonclinical courses, 2023-24						6			
	Other enrolled students, 2023-24						29	26	90%	170
	All program completers, 2023-24						22	22	100%	175
	All program completers, 2022-23						23	23	100%	173
	All program completers, 2021-22	1				160	36	36	100%	175
PRINC LEARNING AND TEACHING 7-12 (5624) Test Company: ETS Score Range: 100-200	All enrolled students who have completed all nonclinical courses, 2023-24						17	17	100%	174
	Other enrolled students, 2023-24	13	13	100%	171	157	219	210	96%	171
	All program completers, 2023-24	12	12	100%	170	157	181	181	100%	173
	All program completers, 2022-23	15	15	100%	173	157	206	206	100%	172
	All program completers, 2021-22	22	22	100%	172	157	215	215	100%	173

Single Assessment Institution-Level Pass Rate Data: *Traditional Teacher Preparation Program Within IHE*

		HEOA - Title II 2023 - 2024 Academic Year								
Institution Name		Louisiana Tech University								
Institution Code		6372								
State		Louisiana								
							Statewide			
Assessment Information ¹	Group	Number Taking Assessment	Number Passing Assessment	Institutional Pass Rate	Institutional Average Scaled Score	Assessment Cut Score ²	Number Taking Assessment	Number Passing Assessment	Statewide Pass Rate	Statewide Average Scaled Score
PRINC LEARNING AND TEACHING EARLY CHILD (5621) Test Company: ETS Score Range: 100-200	All enrolled students who have completed all nonclinical courses, 2023-24						16	15	94%	164
	Other enrolled students, 2023-24	11	11	100%	167	157	153	127	83%	163
	All program completers, 2023-24	14	14	100%	170	157	110	110	100%	167
	All program completers, 2022-23	10	10	100%	168	157	127	127	100%	166
	All program completers, 2021-22	13	13	100%	164	157	133	133	100%	167
PRINC LEARNING AND TEACHING K-6 (5622) Test Company: ETS Score Range: 100-200	All enrolled students who have completed all nonclinical courses, 2023-24						27	26	96%	172
	Other enrolled students, 2023-24	23	23	100%	171	160	291	248	85%	169
	All program completers, 2023-24	16	16	100%	173	160	271	271	100%	173
	All program completers, 2022-23	24	24	100%	172	160	300	297	99%	172
	All program completers, 2021-22	29	29	100%	174	160	293	292	100%	173
SE CK AND MILD TO MODERATE APPL (5543) Test Company: ETS Score Range: 100-200	All enrolled students who have completed all nonclinical courses, 2023-24						1			
	Other enrolled students, 2023-24						11	10	91%	164
	All program completers, 2023-24	13	13	100%	166	153	30	30	100%	168
	All program completers, 2022-23	23	23	100%	168	153	40	40	100%	169
	All program completers, 2021-22	26	26	100%	166	153	49	49	100%	166
SE: EARLY CHILDHOOD EARLY INTERVENTION (5692) Test Company: ETS Score Range: 100-200	All enrolled students who have completed all nonclinical courses, 2023-24									
	Other enrolled students, 2023-24						15	7	47%	153
	All program completers, 2023-24									
	All program completers, 2022-23									
	All program completers, 2021-22									


April 4, 2025

Single Assessment Institution-Level Pass Rate Data: *Traditional Teacher Preparation Program Within IHE*

		HEOA - Title II 2023 - 2024 Academic Year								
Institution Name		Louisiana Tech University								
Institution Code		6372								
State		Louisiana								
							Statewide			
Assessment Information ¹	Group	Number Taking Assessment	Number Passing Assessment	Institutional Pass Rate	Institutional Average Scaled Score	Assessment Cut Score ²	Number Taking Assessment	Number Passing Assessment	Statewide Pass Rate	Statewide Average Scaled Score
SE: PRESCHOOL EARLY CHILDHOOD (5691) Test Company: ETS Score Range: 100-200	All enrolled students who have completed all nonclinical courses, 2023-24						2			
	Other enrolled students, 2023-24						4			
	All program completers, 2023-24						14	14	100%	165
	All program completers, 2022-23						21	21	100%	165
	All program completers, 2021-22						16	16	100%	168
SOCIAL STUDIES CONTENT & INTERPRETATION (5086) Test Company: ETS Score Range: 100-200	All enrolled students who have completed all nonclinical courses, 2023-24						3			
	Other enrolled students, 2023-24	5				153	52	33	63%	154
	All program completers, 2023-24	2				153	34	32	94%	162
	All program completers, 2022-23	5				153	46	44	96%	163
	All program completers, 2021-22	5				153	56	56	100%	162
SPANISH WORLD LANGUAGE (5195) Test Company: ETS Score Range: 100-200	All enrolled students who have completed all nonclinical courses, 2023-24									
	Other enrolled students, 2023-24						1			
	All program completers, 2023-24									
	All program completers, 2022-23						1			
	All program completers, 2021-22						1			
SPECIAL EDUCATION: FOUNDATIONAL KNOWLEDGE (5355) Test Company: ETS Score Range: 100-200	All enrolled students who have completed all nonclinical courses, 2023-24									
	Other enrolled students, 2023-24	1				145	3			
	All program completers, 2023-24									
	All program completers, 2022-23									
	All program completers, 2021-22									

April 4, 2025

Single Assessment Institution-Level Pass Rate Data: *Traditional Teacher Preparation Program Within IHE*

		HEOA - Title II 2023 - 2024 Academic Year								
Institution Name		Louisiana Tech University								
Institution Code		6372								
State		Louisiana								
							April 4, 2025			
Assessment Information ¹							Statewide			
							Number Taking Assessment	Number Passing Assessment	Statewide Pass Rate	Statewide Average Scaled Score
SPEECH COMMUNICATION: CK (5221) <i>Test Company: ETS</i> <i>Score Range: 100-200</i>	All enrolled students who have completed all nonclinical courses, 2023-24									
	Other enrolled students, 2023-24						1			
	All program completers, 2023-24									
	All program completers, 2022-23						1			
	All program completers, 2021-22						3			
WORLD LANGUAGE PEDAGOGY (5841) <i>Test Company: ETS</i> <i>Score Range: 100-200</i>	All enrolled students who have completed all nonclinical courses, 2023-24									
	Other enrolled students, 2023-24									
	All program completers, 2023-24						1			
	All program completers, 2022-23						3			
	All program completers, 2021-22						2			

Note: In cases where there are less than ten students taking the assessment or license/certificate, the number passing and pass rate are not reported.

¹Tests with multiple delivery options (computer, paper, etc.) will be noted with the assessment code for one format only.

²Cut scores may vary for groups depending upon when the cut scores are established by the state and when each group completed their teacher certification or licensure assessment.